

SINGLES MALE STANDINGS

Mens Singles		PINS	AVG
1.	CZE LUKAS JELINEK ^[113]	1,540	256.7
(3)	257 246 234 279 245 279		
2.	SWE CARL EKLUND ^[223]	1,492	248.7
(3)	213 267 214 231 267 300		
3.	KUW NASSER ALKANDARI ^[156]	1,447	241.2
(1)	243 244 235 225 233 267		
4.	KOR JUNGHUN BAE ^[147]	1,445	240.8
(3)	243 259 194 279 243 227		
5.	GER PAUL PURPS ^[124]	1,432	238.7
(2)	247 278 220 258 193 236		
6.	GER MAX LORENZ ^[122]	1,420	236.7
(1)	279 206 204 289 199 243		
7.	KOR JIHO SHIN ^[150]	1,392	232.0
(2)	268 244 217 254 199 210		
8.	SGP ZI JIAN PETER KHOR ^[213]	1,391	231.8
(1)	269 203 242 233 175 269		
9.	ISL ISAK BIRKIR SAEVARSSON ^[137]	1,390	231.7
(1)	245 247 173 257 222 246		
10.	NED KENNETH RAMOS ^[174]	1,385	230.8
(2)	279 186 190 236 238 256		
11.	JPN DAIYA SAITO ^[144]	1,371	228.5
(3)	228 235 245 184 214 265		
12.	GER ZENO JANSSEN ^[121]	1,367	227.8
(1)	279 203 221 214 249 201		
13.	AUS JUSTIN DINHAM ^[102]	1,364	227.3
(1)	251 236 183 227 274 193		
14.	NZL BEN PETTIT ^[189]	1,362	227.0
(2)	243 223 208 232 244 212		
15.	ISL HINRIK OLI GUNNARSSON ^[135]	1,356	226.0
(3)	277 266 180 224 230 179		
16.	KUW HASSAN QASEM ^[158]	1,354	225.7
(2)	247 171 259 237 225 215		
17.	LTU LAURYNAS NARUSIS ^[160]	1,353	225.5
(3)	256 224 238 216 246 173		
18.	USA JACOB BOCKSTIE ^[234]	1,349	224.8
(3)	244 257 203 269 203 173		
19.	USA BRANDON BOHN ^[235]	1,341	223.5
(3)	223 247 266 216 184 205		
20.	SWE ROBIN ILHAMMAR ^[224]	1,339	223.2
(3)	233 237 191 231 244 203		
21.	CAN JACOB IMOO ^[108]	1,335	222.5
(3)	224 180 232 215 226 267		
22.	CAN CHRISTOPHER ESDON ^[106]	1,334	222.3
(3)	218 235 217 213 231 220		
23.	TPE YUNG-CHUAN HUNG ^[230]	1,333	222.2
(1)	192 242 183 202 259 255		
24.	ROU MATE BALAZS-BECSI ^[211]	1,328	221.3
(3)	193 247 224 210 235 219		
25.	MAS AHMAD AZRIQ IZAMUDIN ^[168]	1,324	220.7
(3)	248 243 215 216 134 268		
26.	KOR YONGHUN CHO ^[148]	1,322	220.3
(2)	239 183 203 201 218 278		
27.	HKG JOVI MA ^[130]	1,318	219.7
(3)	247 215 223 189 197 247		
28.	NOR GAUTE SKAR-HOVDE ^[185]	1,312	218.7
(2)	177 175 258 259 215 228		
29.	MAS MUHAMMAD HARIZ ADLAN AZMAN ^[166]	1,309	218.2
(3)	278 160 243 217 200 211		
30.	KSA AHMED ABUALREESH ^[151]	1,307	217.8
(3)	198 197 275 226 224 187		
31.	CZE ONDREJ TROJEK ^[115]	1,303	217.2
(3)	247 247 203 206 193 207		
32.	MAS IZZ NAJUDDIN PUTERA ISLAHUDDIN ^[167]	1,300	216.7
(2)	226 258 208 217 176 215		
33.	NED NICK SCHOKKER ^[177]	1,299	216.5
(1)	212 233 226 266 220 142		
34.	USA ZACH ANDRESEN ^[233]	1,293	215.5
(1)	213 188 230 212 245 205		
35.	FIN MARKUS LAHTI ^[118]	1,288	214.7
(2)	204 189 230 215 213 237		
36.	HKG JASON LEUNG ^[129]	1,287	214.5
(3)	217 241 186 204 170 269		
37.	ISL MIKAEL ARON VILHELMSSON ^[138]	1,287	214.5
(3)	248 214 206 189 204 226		
38.	KSA BANDAR AL YABAH ^[154]	1,285	214.2
(1)	226 179 213 217 226 224		
39.	AUS BLAKE WALSH ^[104]	1,283	213.8
(2)	207 224 225 214 224 189		
40.	SVK SIMON JAROS ^[221]	1,282	213.7
(1)	224 184 215 224 234 201		
41.	GUA JUAN CARLOS OLIVARES ROMERO ^[127]	1,281	213.5
(2)	210 217 180 255 236 183		
42.	PHI MARC DYLAN CUSTODIO ^[197]	1,278	213.0
(3)	226 216 208 201 223 204		
43.	PUR EDGARDO IRIZARRY ^[205]	1,275	212.5
(1)	226 188 245 188 225 203		
44.	AUS JACKSON BUCKINGHAM ^[101]	1,270	211.7
(2)	167 206 211 217 253 216		
45.	PUR PEDRO IRIZARRY ^[206]	1,270	211.7
(3)	235 258 161 221 192 203		
46.	CZE JAROSLAV ZAPLETAL ^[116]	1,268	211.3
(2)	183 196 247 215 198 229		
47.	CAN MATHIS BLANCHETTE ^[105]	1,267	211.2
(1)	213 187 206 237 205 219		
48.	ITA EMANUELE CAMPONESCO ^[139]	1,267	211.2
(1)	198 255 206 193 200 215		
49.	SGP JEREMY YEO ^[216]	1,265	210.8
(1)	220 259 203 194 198 191		
50.	GER MARIS MATERNE ^[123]	1,264	210.7
(2)	247 193 196 191 179 258		
51.	KUW ADEL ALI ^[155]	1,260	210.0
(1)	223 247 204 169 235 182		
52.	FIN KARO HILOKOSKI ^[117]	1,259	209.8
(1)	204 183 193 178 234 267		
53.	NOR MATHIAS DANIELSEN OTTING ^[182]	1,253	208.8
(3)	225 244 203 209 192 180		
54.	SVK DÁVID BARAK ^[219]	1,251	208.5
(2)	210 213 198 247 203 180		
55.	JPN SHUSUKE NAGAO ^[143]	1,240	206.7
(1)	230 222 215 171 198 204		
56.	MEX GAEL ALFONSO EGAÑA IZABAL ^[171]	1,240	206.7
(3)	211 191 183 279 173 203		
57.	THA VILINKORN KLEDKAEW ^[227]	1,237	206.2
(1)	179 157 176 234 245 246		
58.	NOR HENRIK NORDANG-LARSEN ^[184]	1,236	206.0
(2)	196 189 187 203 183 278		
59.	JPN FUMINE SUDA ^[145]	1,236	206.0
(1)	279 210 161 174 191 221		
60.	JPN MASATO ZAHA ^[146]	1,233	205.5
(3)	181 247 131 243 205 226		
61.	COL ZAMIR ALEJANDRO JAIMES SANDOVAL ^[112]	1,231	205.2
(3)	255 199 222 192 153 210		
62.	SWE ALEX JOKI ^[225]	1,228	204.7
(2)	242 182 176 209 201 218		
63.	FIN LUUKAS VÄÄNÄNEN ^[120]	1,225	204.2
(2)	246 203 186 205 195 190		
64.	USA BRADEN MALLASCH ^[236]	1,224	204.0
(1)	203 164 213 220 212 212		
65.	FIN RAMI MUKKULA ^[119]	1,223	203.8
(1)	188 228 215 174 192 226		
66.	TPE YUEH-LIANG LIN ^[232]	1,223	203.8
(1)	245 160 161 220 236 201		
67.	SGP JING LOONG MIKE ONG ^[215]	1,220	203.3
(3)	199 246 174 212 179 210		
68.	MAS MEGAT ZAQRUL HAIQAL MEGAT ZAIRUDIN ^[169]	1,219	203.2
(2)	216 254 172 207 176 194		
69.	TPE CHEN-HSUAN CHEN ^[229]	1,218	203.0
(3)	258 184 192 192 182 210		
70.	OMA MUSAAB ALADAWI ^[190]	1,218	203.0
(3)	235 135 190 238 244 176		
71.	GUA DIEGO FERNANDO AGUILAR XIL ^[125]	1,217	202.8
(2)	223 194 190 188 203 219		
72.	MAC KA WENG LOU ^[165]	1,215	202.5
(1)	202 183 184 227 199 220		
73.	CAN ALEXANDRE GAREAU ^[107]	1,212	202.0
(1)	201 219 192 187 222 191		
74.	ROU MIHAI-ALIN DRAGNIA ^[212]	1,211	201.8
(3)	193 216 231 186 180 205		
75.	SVK SIMON HRUŠOVSKÝ ^[220]	1,209	201.5
(2)	184 208 205 213 251 148		
76.	MAC CHUN LOK CHAN ^[162]	1,206	201.0
(3)	183 187 216 211 211 198		
77.	SGP AIMAN RAEDYEN LIM JEN ^[214]	1,205	200.8
(3)	223 179 210 173 204 216		
78.	KSA ABDULMAJEED AL ASLANI ^[153]	1,202	200.3
(1)	215 214 182 167 188 236		
79.	ITA MARIO DEL GAUDIO ^[140]	1,202	200.3
(2)	227 189 169 207 203 207		
80.	KOR SEONGTAK KIM ^[149]	1,200	200.0
(3)	208 180 185 168 226 233		
81.	POL MIKOLAJ CZARNECKI ^[201]	1,198	199.7
(2)	210 180 203 159 235 211		
82.	AUS SETH GRAY ^[103]	1,198	199.7
(1)	207 231 204 199 186 171		
83.	COL SAMUEL CALDERON ^[110]	1,193	198.8
(3)	179 194 185 231 182 222		
84.	SWE ROBIN NOBERG ^[226]	1,192	198.7
(2)	206 164 158 186 226 252		
85.	PUR JESÚS COLON ^[204]	1,186	197.7
(1)	202 239 194 168 171 212		
86.	NED MILAN SCHEFFER ^[175]	1,186	197.7
(1)	188 238 179 197 203 181		
87.	ISL ARON HAFTHORSSON ^[136]	1,184	197.3
(1)	249 216 187 165 171 196		
88.	QAT TALAL ALMARRI ^[207]	1,181	196.8
(2)	176 169 194 228 226 188		
89.	POL PATRYK ANTOSIAK ^[199]	1,181	196.8
(1)	189 212 208 157 236 179		
90.	QAT IBRAHIM AL MOREIKHI ^[209]	1,163	193.8
(3)	164 244 208 146 248 153		
91.	GUA KEVIN JOSE QUINTO MARROQUIN ^[128]	1,161	193.5
(1)	193 214 179 234 161 180		
92.	PHI ARTEGAL BARRIENTOS ^[195]	1,158	193.0
(3)	225 197 211 151 190 184		
93.	PHI ALDRIC ANDREO BATHAN ^[196]	1,158	193.0
(2)	205 145 236 175 215 182		
94.	HKG JEREMY WONG ^[131]	1,156	192.7
(2)	212 169 192 203 203 177	</	

SINGLES MALE MATCHPLAY STANDINGS

Mens Matchplay A

								PTS	PINS	AVG
1.	KOR		JUNGHUN BAE	[147]				21	1,637	233.9
	224 ³	278 ³	204 ³	239 ³	238 ³	237 ³	217 ³			
2.	GER		PAUL PURPS	[124]				16	1,631	233.0
	208 ³	278 ³	248 ³	277 ³	234 ¹	194	192 ³			
3.	CZE		LUKAS JELINEK	[113]				15	1,617	231.0
	203	245	235 ³	246 ³	248 ³	237 ³	203 ³			
4.	GER		ZENO JANSSEN	[121]				9	1,484	212.0
	204 ³	267 ³	203	208	184	257 ³	161			
4.	SGP		ZI JIAN PETER KHOR	[213]				9	1,394	199.1
	182	206	193	208 ³	237 ³	188	180 ³			
6.	KUW		HASSAN QASEM	[158]				7	1,534	219.1
	246 ³	244	179	191	234 ¹	266 ³	174			
7.	ISL		ISAK BIRKIR SAEVARSSON	[137]				6	1,412	201.7
	185	250 ³	201 ³	159	208	222	187			
8.	AUS		JUSTIN DINHAM	[102]				0	1,349	192.7
	213	182	235	164	203	185	167			

Mens Matchplay B

PTS PINS AVG

1.	NZL		BEN PETTIT	[189]	18	1,523	217.6
	203	225 ³	227 ³	233 ³	202 ³	216 ³	217 ³
2.	SWE		CARL EKLUND	[223]	15	1,881	235.1
	247 ³	238	238 ³	257 ³	194	216 ³	245 ³ 246
3.	JPN		DAIYA SAITO	[144]	15	1,797	224.6
	226 ³	215 ³	227 ³	238 ³	276 ³	203	200 212
4.	KOR		JIHO SHIN	[150]	12	1,520	217.1
	223 ³	265 ³	206 ³	225 ³	244	161	196
5.	GER		MAX LORENZ	[122]	9	1,512	216.0
	220	257 ³	189	206	213 ³	225 ³	202
6.	NED		KENNETH RAMOS	[174]	6	1,375	196.4
	160	185	203	207	203	212 ³	205 ³
6.	ISL		HINRIK OLI GUNNARSSON	[135]	6	1,288	184.0
	204 ³	155	214	173	155	193	194 ³
8.	KUW		NASSER ALKANDARI	[156]	3	1,409	201.3
	171	178	225	199	236 ³	223	177

TOP 4 MALE FINALS

KOR  **JUNGHUN BAE** ^[147] 257 247 186
3 0 0

SWE  **CARL EKLUND** ^[223] 248 279 215
0 3 3

GER  **PAUL PURPS** ^[124] 229 231
3 3

NZL  **BEN PETTIT** ^[189] 159 152
0 0

GER  **PAUL PURPS** ^[124] 212 236
3 3

SWE  **CARL EKLUND** ^[223] 189 201
0 0

DOUBLES MALE STANDINGS









Mens Doubles

											PINS	AVG
1.	SWE		JOKI ^[225]	NOBERG ^[226]							2,317	231.7
(1)			191	190	255	267	210	258	232	268	211	235
2.	USA		BOCKSTIE ^[234]	BOHN ^[235]							2,283	228.3
(2)			237	227	244	241	212	215	247	263	184	213
3.	GER		LORENZ ^[122]	PURPS ^[124]							2,255	225.5
(3)			235	237	266	189	231	226	257	216	248	150
4.	GER		JANSSEN ^[121]	MATERNE ^[123]							2,245	224.5
(2)			225	227	159	207	235	234	204	240	267	247
5.	KOR		CHO ^[148]	SHIN ^[150]							2,232	223.2
(2)			257	247	290	223	228	171	219	153	240	204
6.	FIN		HILOKOSKI ^[117]	MUKKULA ^[119]							2,228	222.8
(1)			217	245	235	225	192	235	222	234	207	216
7.	KOR		BAE ^[147]	KIM ^[149]							2,222	222.2
(1)			190	194	234	203	279	219	225	238	192	248
8.	PHI		BATHAN ^[196]	RAMIN ^[198]							2,194	219.4
(3)			232	179	246	216	215	223	207	245	214	217
9.	SVK		JAROŠ ^[221]	MALCHO ^[222]							2,182	218.2
(1)			268	212	214	215	242	215	166	257	178	215
10.	SWE		EKLUND ^[223]	ILHAMMAR ^[224]							2,179	217.9
(2)			193	218	178	209	240	217	214	237	225	248
11.	ISL		HAFTHORSSON ^[136]	VILHELMSSON ^[138]							2,179	217.9
(1)			214	195	246	214	246	186	235	226	212	205
12.	KSA		ABUALREESH ^[151]	AL YABAH ^[154]							2,170	217.0
(3)			157	206	207	228	269	216	190	230	241	226
13.	CAN		BLANCHETTE ^[105]	GAREAU ^[107]							2,164	216.4
(2)			213	219	223	197	227	230	218	227	205	205
14.	SVK		BARAK ^[219]	HRUŠOVSKÝ ^[220]							2,163	216.3
(3)			215	187	228	223	227	223	232	191	190	247
15.	TPE		CHEN ^[229]	LIN ^[232]							2,163	216.3
(2)			279	186	213	218	236	210	205	195	221	200
16.	CZE		JELINEK ^[113]	TROJEK ^[115]							2,162	216.2
(2)			201	237	205	237	213	215	211	194	243	206
17.	MAS		AZMAN ^[166]	IZAMUDIN ^[168]							2,157	215.7
(3)			212	258	178	182	233	234	188	192	276	204
18.	NZL		MCGRATH TAKEJI ^[187]	PETTIT ^[188]							2,155	215.5
(1)			245	258	223	214	170	207	237	202	185	214
19.	NED		RAMOS ^[174]	SCHOKKER ^[177]							2,153	215.3
(2)			197	185	205	204	222	259	221	236	235	189
20.	NOR		NORDANG-LARSEN ^[184]	SKAR-HOVDE ^[185]							2,141	214.1
(1)			210	217	214	200	190	231	245	226	215	193
21.	PUR		BURGÓS ^[203]	IRIZARRY ^[206]							2,127	212.7
(2)			195	209	244	203	224	235	237	234	181	165
22.	USA		ANDRESEN ^[233]	MALLASCH ^[236]							2,125	212.5
(1)			181	167	205	208	233	178	242	275	238	198
23.	MAS		ISLAHUDDIN ^[167]	MEGAT ZAIRUDIN ^[169]							2,120	212.0
(2)			201	194	248	244	235	207	216	237	180	158
24.	AUS		DINHAM ^[102]	WALSH ^[104]							2,111	211.1
(2)			193	197	203	225	224	231	198	226	202	212
25.	PHI		BARRIENTOS ^[195]	CUSTODIO ^[197]							2,109	210.9
(1)			188	222	200	213	200	235	247	203	241	160
26.	FIN		LAHTI ^[118]	VÄÄNÄNEN ^[120]							2,108	210.8
(3)			216	231	204	221	198	219	231	210	188	190
27.	SGP		LIM JEN ^[214]	ONG ^[215]							2,098	209.8
(1)			172	237	211	159	205	233	185	204	257	235
28.	KUW		ALKANDARI ^[156]	QASEM ^[158]							2,089	208.9
(3)			245	192	169	209	238	194	226	200	159	257
29.	LTU		LITHUANIA ^[LTU1]								2,081	208.1
(2)			184	203	223	222	236	227	216	217	178	175
30.	MEX		EGAÑA IZABAL ^[171]	GARCÍA RODRÍGUEZ ^[172]							2,066	206.6
(1)			174	224	192	199	224	211	211	211	269	151
31.	GUA		LÓPEZ BARCO ^[126]	QUINTO MARROQUIN ^[128]							2,046	204.6
(2)			234	191	200	215	199	226	189	153	234	205
32.	TPE		HUNG ^[230]	LAN ^[231]							2,042	204.2
(3)			185	202	203	191	181	171	267	170	257	215
33.	COL		CALDERON ^[110]	JAIMES SANDOVAL ^[112]							2,041	204.1
(3)			208	203	185	210	249	202	184	187	225	188
34.	JPN		NAGAO ^[143]	SAITO ^[144]							2,040	204.0
(3)			246	236	214	193	175	211	183	187	181	214
35.	HKG		WONG ^[131]	YUEN ^[132]							2,036	203.6
(2)			195	243	207	186	166	195	162	247	215	220
36.	NOR		DANIELSEN OTTING ^[182]	KASTAS LINDSTAD ^[183]							2,033	203.3
(2)			236	225	191	224	219	194	173	190	154	227
37.	AUS		BUCKINGHAM ^[101]	GRAY ^[103]							2,029	202.9
(3)			192	190	229	205	234	233	180	191	207	168
38.	ROU		ROMANIA ^[ROU1]								2,027	202.7
(2)			181	183	192	217	201	234	222	200	180	217
39.	KSA		ABULREESH ^[152]	AL ASLANI ^[153]							2,020	202.0
(1)			181	149	205	259	232	191	204	202	187	210
40.	ITA		DEL GAUDIO ^[140]	GRAGNANIELLO ^[141]							2,009	200.9
(3)			226	215	157	175	194	187	214	256	176	209
41.	MAC		CHIU ^[163]	FONG ^[164]							2,004	200.4
(1)			214	202	198	214	214	234	193	174	169	192
42.	MEX		AGUIRRE MORENO ^[170]	MENDOZA SERRA ^[173]							1,993	199.3
(3)			193	181	202	196	169	213	213	172	245	209
43.	KUW		ALI ^[155]	MOHAMMAD ^[157]							1,983	198.3
(1)			205	210	190	181	206	247	150	168	244	182
44.	NZL		JULIAN ^[186]	PETTIT ^[189]							1,982	198.2
(2)			201	205	183	213	242	201	177	166	197	197
45.	HKG		LEUNG ^[129]	MA ^[130]							1,973	197.3
(3)			243	184	195	159	201	201	179	180	217	214
45.	JPN		SUDA ^[145]	ZAHA ^[146]							1,973</	

DOUBLES MALE MATCHPLAY STANDINGS

Mens Doubles Matchplay A

								PTS	PINS	AVG
1.	CZE		JELINEK ^[113]	TROJEK ^[115]				21	1,675	239.3
			243 ³	230 ³	268 ³	258 ³	216 ³			
			248 ³	212 ³						
2.	SVK		JAROŠ ^[221]	MALCHO ^[222]				15	1,423	203.3
			214 ³	213	203 ³	216 ³	226 ³			
			170	181 ³						
3.	SWE		JOKI ^[225]	NOBERG ^[226]				12	1,544	220.6
			248 ³	254 ³	211 ³	193	170			
			259 ³	209						
3.	KSA		ABUALREESH ^[151]	AL YABAH ^[154]				12	1,429	204.1
			179	225 ³	222 ³	212 ³	238 ³			
			193	160						
5.	GER		JANSSEN ^[121]	MATERNE ^[123]				9	1,520	217.1
			211	197	195	201 ³	235			
			227 ³	254 ³						
6.	KOR		CHO ^[148]	SHIN ^[150]				6	1,411	201.6
			196	207 ³	183	209	192			
			195	229 ³						
6.	CAN		BLANCHETTE ^[105]	GAREAU ^[107]				6	1,375	196.4
			192	215	206	181	203 ³			
			196 ³	182						
8.	PHI		BATHAN ^[196]	RAMIN ^[198]				3	1,373	196.1
			202 ³	215	182	222	193			
			158	201						

Mens Doubles Matchplay B							PTS	PINS	AVG
1.	GER		LORENZ ^[122]	PURPS ^[124]			18	1,581	225.9
			229 ³	215 ³	300 ³	199 ³	212 ³	211	215 ³
2.	USA		BOCKSTIE ^[234]	BOHN ^[235]			15	1,525	217.9
			205	247 ³	212 ³	218 ³	235 ³	213 ³	195
3.	SVK		BARAK ^[219]	HRUŠOVSKÝ ^[220]			12	1,411	201.6
			224 ³	195 ³	210	164	193 ³	187	238 ³
4.	KOR		BAE ^[147]	KIM ^[149]			9	1,449	207.0
			200	213	235 ³	216 ³	169	225 ³	191
4.	SWE		EKLUND ^[223]	ILHAMMAR ^[224]			9	1,381	197.3
			149	208 ³	246	199	181 ³	192 ³	206
4.	ISL		HAFTHORSSON ^[136]	VILHELMSSON ^[138]			9	1,375	196.4
			237 ³	183	178	182	187	195 ³	213 ³
4.	FIN		HILOKOSKI ^[117]	MUKKULA ^[119]			9	1,365	195.0
			182 ³	192	194	224 ³	155	174	244 ³
8.	TPE		CHEN ^[229]	LIN ^[232]			3	1,345	192.1
			214	195	219 ³	165	204	190	158

TOP 4 MALE DOUBLES FINALS

CZE  JELINEK [113] TROJEK [115] 201 223 ^W 194
USA  BOCKSTIE [234] BOHN [235] 236 ^W 212 210 ^W

SVK  JAROŠ [221] MALCHO [222] 141 234
GER  LORENZ [122] PURPS [124] 242 ^W 238 ^W

USA  BOCKSTIE [234] BOHN [235] 166 207
GER  LORENZ [122] PURPS [124] 226 ^W 244 ^W

TEAMS MALE STANDINGS

Mens Teams										PINS	AVG
1.	AUS 	1	AUSTRALIA ^[1011]							2,257	225.7
(2)	247	274	226	226	244	212	181	241	181	225	
2.	KOR 	1	KOREA ^[1471]							2,236	223.6
(2)	226	300	203	278	234	242	200	223	163	167	
3.	POL 	1	POLAND ^[1991]							2,229	222.9
(2)	230	212	195	241	239	224	223	199	228	238	
4.	GER 	1	GERMANY ^[1211]							2,212	221.2
(1)	207	232	190	218	179	265	247	225	214	235	
5.	FIN 	1	FINLAND ^[1171]							2,201	220.1
(2)	221	259	229	259	188	206	190	243	201	205	
6.	MAS 	1	MALAYSIA ^[1661]							2,164	216.4
(2)	248	244	269	223	225	169	168	225	179	214	
7.	CAN 	1	CANADA ^[1051]							2,154	215.4
(2)	236	222	222	194	220	214	184	268	199	195	
8.	NED 	1	NETHERLAND ^[1741]							2,151	215.1
(2)	238	138	193	237	268	190	199	237	267	184	
9.	SVK 	1	SLOVAKIA ^[2191]							2,145	214.5
(1)	268	202	222	173	192	228	215	215	212	218	
10.	KUW 	1	KUWAIT ^[1551]							2,131	213.1
(1)	191	207	221	212	181	233	198	226	279	183	
11.	NOR 	1	NORWAY ^[1821]							2,130	213.0
(2)	171	193	232	191	248	204	243	194	247	207	
12.	CZE 	1	CZECH REPUBLIC ^[1131]							2,126	212.6
(1)	243	224	232	201	210	208	181	254	179	194	
13.	USA 	1	UNITED STATES ^[2331]							2,121	212.1
(1)	238	186	220	191	180	257	207	209	197	236	
14.	JPN 	1	JAPAN ^[1431]							2,114	211.4
(1)	199	248	224	206	224	207	164	208	212	222	
15.	GUA 	1	GUATEMALA ^[1251]							2,113	211.3
(1)	193	244	224	207	244	188	212	195	215	191	
16.	PHI 	1	PHILIPPINES ^[1951]							2,110	211.0
(2)	176	188	236	208	232	200	209	233	182	246	
17.	SWE 	1	SWEDEN ^[2231]							2,099	209.9
(2)	208	215	235	156	185	228	235	198	268	171	
18.	HKG 	1	HONG KONG ^[1291]							2,093	209.3
(2)	251	188	222	188	222	222	178	222	222	188	



IBF WORLD YOUTH CHAMPIONSHIP 2024

21.	KSA 	1	SAUDI ARABIA ^[1011]							2,032	203.2
(1)	236	188	211	204	171	268	193	194	200	167	
22.	COL 	1	COLOMBIA ^[1091]							1,993	199.3
(1)	226	209	234	193	200	195	148	213	200	175	
23.	SGP 	1	SINGAPORE ^[2131]							1,972	197.2
(2)	198	183	180	180	224	202	224	167	223	191	
24.	NZL 	1	NEW ZEALAND ^[1861]							1,945	194.5
(1)	179	201	182	170	158	224	229	170	267	165	
25.	PUR 	1	PUERTO RICO ^[2031]							1,926	192.6
(1)	219	169	161	205	191	206	170	197	189	219	
26.	MAC 	1	MACAU ^[1621]							1,921	192.1
(2)	244	186	193	196	212	196	196	152	189	157	
27.	ITA 	1	ITALY ^[1391]							1,882	188.2
(2)	169	170	185	223	179	181	173	203	207	192	
28.	ISL 	1	ICELAND ^[1351]							1,872	187.2
(2)	194	193	196	174	195	176	215	179	181	169	
29.	PER 	1	PERU ^[1911]							1,861	186.1
(1)	201	226	235	158	190	216	152	125	186	172	
30.	QAT 	1	QATAR ^[2071]							1,770	177.0
(1)	171	183	143	204	203	183	137	162	216	168	
31.	NGR 	1	NIGERIA ^[1781]							1,127	112.7
(1)	123	115	101	103	112	91	100	132	130	120	

TEAM MALE MATCHPLAY STANDINGS

Mens Teams Matchplay A

									PTS	PINS	AVG
1.	CZE		1	CZECH REPUBLIC	^[1131]				18	1,612	230.3
	223 ³	257 ³	200 ³	237 ³	236 ³	222	237 ³				
2.	USA		1	UNITED STATES	^[2331]				12	1,844	230.5
	206	208	224	233 ³	205 ³	278 ³	232 ³	258			
3.	GER		1	GERMANY	^[1211]				12	1,864	233.0
	279 ³	215	215 ³	213	191	277 ³	250 ³	224			
4.	SVK		1	SLOVAKIA	^[2191]				9	1,566	223.7
	214 ³	211 ³	197	189	269 ³	250	236				
4.	NED		1	NETHERLAND	^[1741]				9	1,366	195.1
	247 ³	179	197	194 ³	170	156	223 ³				
4.	AUS		1	AUSTRALIA	^[1011]				9	1,386	198.0
	197	196 ³	247 ³	205 ³	177	174	190				
4.	FIN		1	FINLAND	^[1171]				9	1,469	209.9
	212	239 ³	255 ³	207	179	192 ³	185				
8.	PHI		1	PHILIPPINES	^[1951]				6	1,394	199.1
	199	182	159	191	205 ³	248 ³	210				

Mens Teams Matchplay B

PTS PINS AVG

1.	JPN		1	JAPAN	[1431]	15	1,521	217.3
	231 ³	202	195	209 ³	201 ³	247 ³	236 ³	
1.	KOR		1	KOREA	[1471]	15	1,552	221.7
	209 ³	220 ³	248 ³	235 ³	192	246 ³	202	
3.	KUW		1	KUWAIT	[1551]	12	1,532	218.9
	265	178 ³	233 ³	185	194 ³	202	275 ³	
4.	POL		1	POLAND	[1991]	9	1,503	214.7
	153	225 ³	231	198	226 ³	214	256 ³	
4.	MAS		1	MALAYSIA	[1661]	9	1,620	231.4
	300 ³	205	246 ³	216	173	244	236 ³	
4.	CAN		1	CANADA	[1051]	9	1,451	207.3
	209	157	223 ³	270 ³	182	227 ³	183	
4.	GUA		1	GUATEMALA	[1251]	9	1,354	193.4
	244 ³	151	181	206	204 ³	201 ³	167	
8.	NOR		1	NORWAY	[1821]	6	1,444	206.3
	206	243 ³	204	222 ³	221	170	178	

TOP 4 MALE TEAM FINALS

CZE		1 CZECH REPUBLIC ^[1131]	217	183	265
			1	1	
<hr/>					
JPN		1 JAPAN ^[1431]	234	181	223
			1	0	

KOR		1 KOREA ^[1471]	236	187	188
			1		
<hr/>					
USA		1 UNITED STATES ^[2331]	215	236	197
			1	1	

CZE		1 CZECH REPUBLIC ^[1131]	234	184	204
			3	0	3
<hr/>					
USA		1 UNITED STATES ^[2331]	224	224	180
			0	3	0

TEAMS MIXED STANDINGS

Mixed Teams Qualifying

										PINS	AVG
1.	CZE		1	CZECH REPUBLIC	^[1131]					2,212	221.2
(1)	225	212	250	222	212	248	180	196	223	244	
2.	CZE		2	CZECH REPUBLIC	^[1132]					2,168	216.8
(2)	167	207	222	204	244	177	243	224	212	268	
3.	MAS		1	MALAYSIA	^[1661]					2,165	216.5
(1)	222	279	192	213	210	209	215	257	177	191	
4.	FIN		2	FINLAND	^[1172]					2,155	215.5
(2)	279	198	234	223	221	232	185	231	165	187	
5.	KOR		1	KOREA	^[1471]					2,151	215.1
(1)	211	213	300	214	190	215	212	196	236	164	
6.	NZL		1	NEW ZEALAND	^[1861]					2,115	211.5
(1)	150	244	247	223	244	191	184	174	256	202	
7.	NOR		1	NORWAY	^[1821]					2,100	210.0
(1)	216	162	210	200	248	232	211	215	168	238	
8.	SWE		1	SWEDEN	^[2231]					2,079	207.9
(1)	254	223	178	183	208	187	216	200	238	192	
9.	KOR		2	KOREA	^[1472]					2,072	207.2
(2)	179	155	208	184	248	239	199	210	253	197	
10.	USA		1	UNITED STATES	^[2331]					2,050	205.0
(1)	217	206	201	180	207	221	195	187	241	195	
11.	SWE		2	SWEDEN	^[2232]					2,049	204.9
(2)	180	181	165	206	256	224	269	196	184	188	
12.	GER		1	GERMANY	^[1211]					2,043	204.3
(1)	199	203	223	168	212	241	228	165	200	204	
13.	MAS		2	MALAYSIA	^[1662]					2,035	203.5
(2)	223	205	254	199	193	172	202	201	163	223	
14.	PHI		2	PHILIPPINES	^[1952]					2,034	203.4
(2)	223	168	191	181	217	213	226	211	204	200	
15.	FIN		1	FINLAND	^[1171]					2,026	202.6
(1)	199	217	205	230	201	210	205	192	175	192	
16.	USA		2	UNITED STATES	^[2332]					2,024	202.4
(2)	207	169	205	221	236	207	208	193	208	170	
17.	AUS		1	AUSTRALIA	^[1011]					2,022	202.2
(1)	232	204	179	176	196	212	215	212	184	212	
17.	TPE		2	CHINESE TAIPEI	^[2292]					2,022	202.2
(2)	200	168	172	237	239	223	211	217	190	165	
19.	SGP		2	SINGAPORE	^[2132]					2,015	201.5
(2)	203	186	235	169	175	196	164	237	247	203	
20.	CAN		2	CANADA	^[1052]					2,013	201.3
(2)	177	223	214	219	235	216	192	178	214	145	
21.	TPE		1	CHINESE TAIPEI	^[2291]					2,012	201.2
(1)	176	216	210	201	187	207	189	196	216	214	
22.	JPN		2	JAPAN	^[1432]					2,006	200.6
(2)	186	208	188	228	188	169	198	279	187	175	
23.	POL		1	POLAND	^[1991]					2,000	200.0
(2)	204	179	187	178	188	190	255	182	192	245	
24.	NOR		2	NORWAY	^[1822]					1,989	198.9
(2)	257	160	186	247	212	160	177	205	202	183	
25.	COL		2	COLOMBIA	^[1092]					1,969	196.9
(2)	241	223	212	200	235	177	166	163	161	191	
25.	SGP		1	SINGAPORE	^[2131]					1,969	196.9
(1)	179	206	224	146	199	194	208	177	236	200	
27.	IRL		1	IRELAND	^[1331]					1,955	195.5
(1)	194	225	181	215	140	169	194	226	166	245	
27.	KUW		2	KUWAIT	^[1552]					1,955	195.5
(2)	215	169	246	158	187	188	238	148	192	214	
29.	AUS		2	AUSTRALIA	^[1012]					1,921	192.1
(2)	257	147	183	177	170	220	203	174	212	178	



IBF WORLD YOUTH CHAMPIONSHIP 2024

32.	PUR		2	PUERTO RICO						1,854	185.4
(2)	161	146	195	246	201	211	158	209	168	199	
33.	MEX		1	MEXICO	^[1701]					1,890	189.0
(1)	226	191	200	180	175	185	189	147	218	179	
34.	PER		2	PERU	^[1912]					1,888	188.8
(2)	190	190	183	210	204	201	167	126	256	161	
35.	MEX		2	MEXICO	^[1702]					1,878	187.8
(2)	195	199	194	169	181	188	187	188	161	216	
36.	JPN		1	JAPAN	^[1431]					1,877	187.7
(1)	165	184	190	211	213	165	192	192	206	159	
37.	COL		1	COLOMBIA	^[1091]					1,863	186.3
(1)	205	189	222	204	202	166	145	222	168	140	
38.	NZL		2	NEW ZEALAND	^[1862]					1,861	186.1
(2)	181	203	202	141	192	180	209	185	194	174	
39.	MAC		1	MACAU	^[1621]					1,859	185.9
(1)	183	231	177	198	183	198	181	170	180	158	
40.	PER		1	PERU	^[1911]					1,848	184.8
(1)	207	200	127	205	208	189	191	172	205	144	
41.	CAN		1	CANADA	^[1051]					1,846	184.6
(1)	209	138	164	170	202	218	182	192	141	230	
41.	PUR		1	PUERTO RICO	^[2031]					1,846	184.6
(1)	180	173	204	174	188	198	130	219	167	213	
43.	KUW		1	KUWAIT	^[1551]					1,776	177.6
(1)	186	197	215	160	139	185	158	199	199	138	

TEAM MIXED MATCHPLAY STANDINGS

Mixed Teams Matchplay A							PTS	PINS	AVG
1.	CZE		1	CZECH REPUBLIC	[1131]		15	1,449	207.0
	199	190 ³	204 ³	211	221 ³	215 ³ 209 ³			
2.	KOR		2	KOREA	[1472]		12	1,704	213.0
	244 ³	175	175	238 ³	216	241 ³ 213 ³ 202			
3.	USA		2	UNITED STATES	[2332]		12	1,613	201.6
	225 ³	196 ³	212	240 ³	191	197 ³ 176 176			
4.	GER		1	GERMANY	[1211]		10	1,401	200.1
	241 ³	163	210 ³	234 ¹	214 ³	194 145			
5.	SWE		1	SWEDEN	[2231]		9	1,413	201.9
	179	182	209	182	223 ³	225 ³ 213 ³			
5.	MAS		2	MALAYSIA	[1662]		9	1,372	196.0
	204 ³	213 ³	189	149	191	225 201 ³			
5.	FIN		2	FINLAND	[1172]		9	1,423	203.3
	189	239 ³	255 ³	164 ³	179	213 184			
8.	KOR		1	KOREA	[1471]		7	1,469	209.9
	212	206	223 ³	234 ¹	256 ³	168 170			

Mixed Teams Matchplay B

PTS

PINS

AVG

1.	MAS		1	MALAYSIA	[1661]	15	1,791	223.9
	225 ³	212	195	232 ³	211 ³	237 ³	223 ³	256
2.	SWE		2	SWEDEN	[2232]	15	1,708	213.5
	177	247 ³	233 ³	183 ³	205	204 ³	212 ³	247
3.	USA		1	UNITED STATES	[2331]	15	1,783	222.9
	246 ³	226 ³	233 ³	255 ³	217 ³	183	207	216
4.	NZL		1	NEW ZEALAND	[1861]	12	1,367	195.3
	206	223 ³	208 ³	147	222 ³	196 ³	165	
5.	NOR		1	NORWAY	[1821]	9	1,381	197.3
	203 ³	158	200	220 ³	196	193	211 ³	
5.	CZE		2	CZECH REPUBLIC	[1132]	9	1,420	202.9
	222 ³	183 ³	258 ³	215	175	160	207	
7.	PHI		2	PHILIPPINES	[1952]	6	1,379	197.0
	188	186	199	220	126	213 ³	247 ³	
8.	FIN		1	FINLAND	[1171]	3	1,350	192.9
	181	215	205	195	212 ³	183	159	

TOP 4 MIXED TEAM FINALS

CZE  1 CZECH REPUBLIC ^[1131]	194	200	169
	1		
<hr/>			
SWE  2 SWEDEN ^[2232]	189	215	230
	1	1	

KOR  2 KOREA ^[1472]	233	181	248
	1	1	
<hr/>			
MAS  1 MALAYSIA ^[1661]	234	174	212
	1		

KOR  2 KOREA ^[1472]	248	201	267
	3	0	3
<hr/>			
SWE  2 SWEDEN ^[2232]	192	236	219
	0	3	0