

Men | Qualification

Orders by SCORE

Print

Export to Excel

#	Name	Federation	Block 1	Mixed Doubles	Block 2	Score	Diff 12	AVG	Games
1	Hadley Morgan	England	1740	1901	1835	5476	+207	228.2	24/24
2	Maxime Dubois	France	1764	1824	1874	5462	+193	227.6	24/24
3	Adam Andersson	Sweden	1803	1857	1794	5454	+185	227.2	24/24
4	Mihai Alin Dragnia	Romania	1731	1941	1739	5411	+142	225.5	24/24
5	Taylor Williams	Ireland	1732	1833	1829	5394	+125	224.8	24/24
6	Clément Dubus	Belgium	1748	1754	1870	5372	+103	223.8	24/24
7	Tim Cerkvenik Muzafirovic	Slovenia	1839	1618	1882	5339	+70	222.5	24/24
8	David Barak	Slovakia	1717	1844	1730	5291	+22	220.5	24/24
9	Jesús D. Briceño	Spain	1789	1795	1703	5287	+18	220.3	24/24
10	Jord Van Weeren	Netherlands	1729	1855	1702	5286	+17	220.2	24/24
11	Alessandro Silletti	Poland	1712	1779	1783	5274	+5	219.8	24/24
12	Liav Yehene	Israel	1719	1608	1942	5269	0	219.5	24/24
13	Dan Agerbo Østergaard	Denmark	1882	1610	1755	5247	-22	218.6	24/24
14	Tomas Käyhkö	Finland	1788	1726	1675	5189	-80	216.2	24/24
15	Ioannis Xydias	Greece	1738	1700	1719	5157	-112	214.9	24/24
16	Frank Drevenstedt	Germany	1702	1697	1755	5154	-115	214.8	24/24
17	Gunnar Thor Asgeirsson	Iceland	1804	1623	1711	5138	-131	214.1	24/24
18	Fabian Groß	Austria	1752	1758	1592	5102	-167	212.6	24/24
19	Aidas Borodinas	Lithuania	1704	1698	1699	5101	-168	212.5	24/24
20	Linus Boström	Finland	1566	1806	1719	5091	-178	212.1	24/24
21	Adrian Kindervaag	Norway	1713	1663	1672	5048	-221	210.3	24/24
22	Ondrej Kotrla	Czech Republic	1672	1734	1624	5030	-239	209.6	24/24
23	Iraklis Kyriakou	Cyprus	1563	1641	1791	4995	-274	208.1	24/24
24	Viktor Miroshnychenko	Ukraine	1578	1707	1657	4942	-327	205.9	24/24
25	Albin Osmani	Kosovo	1481	1766	1603	4850	-419	202.1	24/24
26	Alessio Stagnitta	Italy	1498	1658	1615	4771	-498	198.8	24/24
27	Todor Lichev	Bulgaria	1621	1500	1628	4749	-520	197.9	24/24
28	Cemal Batu Pinar	Turkey	1542	1547	1588	4677	-592	194.9	24/24
29	Gary Redpath	Scotland	1547	1548	1503	4598	-671	191.6	24/24
30	Agoston Kmetty	Hungary	1470	1508	1606	4584	-685	191	24/24
31	Steven Taylor	Wales	1450	1491	1603	4544	-725	189.3	24/24
32	Paulo Lopes	Portugal	1552	1566	1387	4505	-764	187.7	24/24
33	David Tresk	Croatia	1397	1575	1521	4493	-776	187.2	24/24
34	Norbert Gebleš	Serbia	1394	1414	1500	4308	-961	179.5	24/24
35	Ivars Vinters	Latvia	1376	1464	1425	4265	-1004	177.7	24/24
36	Bacciocchi Ettore	San Marino	1300	1522	1413	4235	-1034	176.5	24/24

Print the results

Men | Final

Seeding	Lane	Name	Fed	G1	G2	G3	Point
1	10	Maxime Dubois	FRA	238	213	0	2
3	9	Adam Andersson	SWE	237	194	0	0

Men | Semi final

Seeding	Lane	Name	Fed	G1	G2	G3	Point
2	12	Hadley Morgan	ENG	246	217	205	1
3	11	Adam Andersson	SWE	194	229	223	2

1	14	Maxime Dubois	FRA	249	248	0	2
4	13	Mihai Alin Dragnia	ROU	214	225	0	0

Men | Quarterfinals

Pos	Name	Federation	Qual	G1	G2	G3	G4	G5	G6	G7	G8	Step 1	Total	Diff 4
1	Maxime Dubois	France	5462	217	253	237	237	237	260	236	212	1889	7351	+133
2	Hadley Morgan	England	5476	253	217	189	224	224	246	264	216	1833	7309	+91
3	Adam Andersson	Sweden	5454	247	249	193	223	215	210	206	224	1767	7221	+3
4	Mihai Alin Dragnia	Romania	5411	236	280	235	222	202	207	201	224	1807	7218	0
5	Taylor Williams	Ireland	5394	248	213	264	233	195	163	279	170	1765	7159	-59
6	David Barak	Slovakia	5291	256	233	191	191	247	269	267	213	1867	7158	-60
7	Tim Cerkvenik Muzafirovic	Slovenia	5339	226	223	237	238	200	247	203	216	1790	7129	-89
8	Jesús D. Briceño	Spain	5287	278	224	202	266	215	212	203	201	1801	7088	-130
9	Clément Dubus	Belgium	5372	185	204	226	278	182	255	217	154	1701	7073	-145
10	Jord Van Weeren	Netherlands	5286	195	226	248	215	187	247	225	193	1736	7022	-196
11	Alessandro Silletti	Poland	5274	216	215	214	225	214	204	236	213	1737	7011	-207
12	Liav Yehene	Israel	5269	177	158	173	194	236	194	193	235	1560	6829	-389

Women | Qualification

Orders by SCORE

Print

Export to Excel

#	Name	Federation	Block 1	Mixed Doubles	Block 2	Score	Diff 12	AVG	Games
1	Verity Crawley	England	1701	1762	1720	5183	+519	216	24/24
2	Franziska Czech	Germany	1743	1628	1742	5113	+449	213	24/24
3	Hannah Masterson	Ireland	1753	1577	1710	5040	+376	210	24/24
4	Eva Krafogel	Slovenia	1610	1659	1670	4939	+275	205.8	24/24
5	Jenny Wegner	Sweden	1675	1611	1646	4932	+268	205.5	24/24
6	Camilla Keller	Denmark	1704	1600	1614	4918	+254	204.9	24/24
7	Tamara Adler	Austria	1526	1648	1678	4852	+188	202.2	24/24
8	Emilie Marie Aas	Norway	1551	1749	1550	4850	+186	202.1	24/24
9	Elisa Primavera	Italy	1645	1494	1588	4727	+63	197	24/24
10	Georgia Sagona	Greece	1419	1642	1649	4710	+46	196.2	24/24
11	Kristina Sramkova	Slovakia	1412	1631	1624	4667	+3	194.5	24/24
12	Mónica Jiménez	Spain	1467	1550	1647	4664	0	194.3	24/24
13	Solene Goron	France	1605	1590	1467	4662	-2	194.2	24/24
14	Femke Postma	Netherlands	1503	1506	1647	4656	-8	194	24/24
15	Mel Oates	Wales	1499	1607	1505	4611	-53	192.1	24/24
16	Carina Hügin	Switzerland	1439	1511	1644	4594	-70	191.4	24/24
17	Alison Williamson	Scotland	1489	1549	1550	4588	-76	191.2	24/24
18	Kaula Haziri	Kosovo	1563	1504	1503	4570	-94	190.4	24/24
19	Niki Schiza	Cyprus	1524	1443	1557	4524	-140	188.5	24/24
20	Petra Otec Hanzlovská	Czech Republic	1473	1501	1526	4500	-164	187.5	24/24
21	Adile Sevgi Michajlow	Turkey	1519	1581	1396	4496	-168	187.3	24/24
22	Lucyna Charezińska	Poland	1438	1572	1446	4456	-208	185.7	24/24
23	Tali Itzhak	Israel	1590	1356	1443	4389	-275	182.9	24/24
24	Mila Nevalainen	Finland	1383	1455	1538	4376	-288	182.3	24/24
25	Maša Đurković	Serbia	1494	1464	1418	4376	-288	182.3	24/24
26	Hannah Ailes	England	1394	1453	1529	4376	-288	182.3	24/24
27	Radka Dangova	Bulgaria	1383	1494	1454	4331	-333	180.5	24/24
28	Liana Ponomarenko	Latvia	1440	1485	1370	4295	-369	179	24/24
29	Linda Van Kerckhove	Belgium	1475	1431	1326	4232	-432	176.3	24/24
30	Maria Toth	Hungary	1436	1400	1367	4203	-461	175.1	24/24
31	Ana Vieira	Portugal	1446	1372	1341	4159	-505	173.3	24/24
32	Hafdis Pála Jonasdóttir	Iceland	1397	1344	1345	4086	-578	170.2	24/24
33	Nataliya Shcherbinina	Ukraine	1360	1318	1366	4044	-620	168.5	24/24
34	Eugenia Dumitrascu	Romania	1326	1363	1343	4032	-632	168	24/24

35	Rasa Germanaviciene	 Lithuania	1277	1299	1316	3892	-772	162.2	24/24
36	Danijela Funda	 Croatia	1326	1275	1277	3878	-786	161.6	24/24

Print the results

Women | Final

Seeding	Lane	Name	Fed	G1	G2	G3	Point
2	7	Franziska Czech	GER	268	235	234	2
4	8	Hannah Masterson	IRL	228	247	206	1

Women | Semi final

Seeding	Lane	Name	Fed	G1	G2	G3	Point
2	3	Franziska Czech	GER	219	201	0	2
3	4	Eva Krafogel	SLO	148	196	0	0











1	5	Verity Crawley	ENG	246	212	183	1
4	6	Hannah Masterson	IRL	186	229	225	2












Women | Quarterfinals

Pos	Name	Federation	Qual	G1	G2	G3	G4	G5	G6	G7	G8	Step 1	Total	Diff 4
1	Verity Crawley	England	5183	252	209	219	175	183	217	208	198	1661	6844	+211
2	Franziska Czech	Germany	5113	225	196	205	172	193	279	201	185	1656	6769	+136
3	Eva Krafogel	Slovenia	4939	216	180	247	226	258	190	229	197	1743	6682	+49
4	Hannah Masterson	Ireland	5040	245	170	183	201	184	201	231	178	1593	6633	0
5	Emilie Marie Aas	Norway	4850	233	195	195	243	237	201	192	200	1696	6546	-87
6	Camilla Keller	Denmark	4918	167	227	172	169	194	185	212	214	1540	6458	-175
7	Jenny Wegner	Sweden	4932	220	212	195	189	189	160	167	194	1526	6458	-175
8	Tamara Adler	Austria	4852	171	215	225	215	159	194	183	190	1552	6404	-229
9	Georgia Sagona	Greece	4710	211	236	225	235	190	135	154	155	1541	6251	-382
10	Kristina Sramkova	Slovakia	4667	165	216	179	249	181	184	212	171	1557	6224	-409
11	Elisa Primavera	Italy	4727	177	148	178	183	195	174	208	213	1476	6203	-430
12	Mónica Jiménez	Spain	4664	169	236	247	180	181	157	184	125	1479	6143	-490

Doubles Mixed

Orders by SCORE

#	Doubles Mixed	G1	G2	G3	G4	G5	G6	G7	G8	Score	AVG
1	 England										
	Hadley Morgan	227	193	214	244	238	222	278	285	1901	237.6
	Verity Crawley	224	203	224	255	191	203	224	238	1762	220.2
		451	396	438	499	429	425	502	523	3663	228.9
2	 Slovakia										
	Kristina Sramkova	187	202	180	236	224	211	196	195	1631	203.9
	David Barak	196	209	238	266	197	265	205	268	1844	230.5
		383	411	418	502	421	476	401	463	3475	217.2
3	 Sweden										
	Jenny Wegner	202	193	203	216	233	170	200	194	1611	201.4
	Adam Andersson	181	256	228	214	236	300	238	204	1857	232.1
		383	449	431	430	469	470	438	398	3468	216.8
4	 France										
	Solene Goron	236	184	193	245	172	172	193	195	1590	198.8
	Maxime Dubois	236	227	226	252	238	221	204	220	1824	228
		472	411	419	497	410	393	397	415	3414	213.4
5	 Norway										
	Emilie Marie Aas	203	179	275	218	127	256	226	265	1749	218.6
	Adrian Kindervaag	224	213	204	190	193	203	201	235	1663	207.9
		427	392	479	408	320	459	427	500	3412	213.2
6	 Ireland										
	Hannah Masterson	213	160	246	210	214	189	205	140	1577	197.1
	Taylor Williams	218	235	259	236	198	234	237	216	1833	229.1
		431	395	505	446	412	423	442	356	3410	213.1
7	 Austria										
	Tamara Adler	224	204	245	164	166	211	193	241	1648	206
	Fabian Groß	223	206	233	237	255	184	182	238	1758	219.8
		447	410	478	401	421	395	375	479	3406	212.9
8	 Netherlands										
	Femke Postma	183	171	174	206	171	190	186	225	1506	188.2
	Jord Van Weeren	209	259	189	247	236	238	231	246	1855	231.9
		392	430	363	453	407	428	417	471	3361	210.1
9	 Poland										
	Lucyna Charezinska	232	182	211	190	164	167	245	181	1572	196.5
	Alessandro Silletti	225	203	237	251	202	191	224	246	1779	222.4
		457	385	448	441	366	358	469	427	3351	209.4
10	 Spain										
	Mónica Jiménez	227	205	171	168	161	245	192	181	1550	193.8
	Jesús D. Briceño	217	205	259	217	230	258	184	225	1795	224.4
		444	410	430	385	391	503	376	406	3345	209.1

11	Georgia Sagona	195	176	206	242	186	223	223	191	1642	205.2
	Ioannis Xydias	204	224	191	198	221	202	225	235	1700	212.5
		399	400	397	440	407	425	448	426	3342	208.9
 Germany											
12	Frank Drevenstedt	193	225	212	210	226	235	187	209	1697	212.1
	Franziska Czech	270	247	181	189	195	174	193	179	1628	203.5
		463	472	393	399	421	409	380	388	3325	207.8
 Romania											
13	Eugenia Dumitrascu	173	148	202	201	154	169	179	137	1363	170.4
	Mihai Alin Dragnia	221	238	279	248	245	211	220	279	1941	242.6
		394	386	481	449	399	380	399	416	3304	206.5
 Slovenia											
14	Eva Krafogel	228	190	178	198	192	245	214	214	1659	207.4
	Tim Cerkvenik Muzafirovic	225	193	201	209	209	213	208	160	1618	202.2
		453	383	379	407	401	458	422	374	3277	204.8
 Kosovo											
15	Kaula Haziri	190	232	185	164	190	181	211	151	1504	188
	Albin Osmani	256	221	179	178	228	247	190	267	1766	220.8
		446	453	364	342	418	428	401	418	3270	204.4
 Czech Republic											
16	Petra Otec Hanzlovská	162	179	200	193	186	210	165	206	1501	187.6
	Ondrej Kotrla	176	170	245	196	267	259	217	204	1734	216.8
		338	349	445	389	453	469	382	410	3235	202.2
 Denmark											
17	Camilla Keller	226	209	218	175	153	192	204	223	1600	200
	Dan Agerbo Østergaard	204	179	237	215	176	159	180	260	1610	201.2
		430	388	455	390	329	351	384	483	3210	200.6
 Belgium											
18	Linda Van Kerckhove	205	188	170	173	190	183	146	176	1431	178.9
	Clément Dubus	169	247	277	214	186	238	236	187	1754	219.2
		374	435	447	387	376	421	382	363	3185	199.1
 Finland											
19	Mila Nevalainen	200	184	172	181	173	147	203	195	1455	181.9
	Tomas Käyhkö	203	207	226	236	191	223	216	224	1726	215.8
		403	391	398	417	364	370	419	419	3181	198.8
 Italy											
20	Elisa Primavera	202	204	163	183	192	204	187	159	1494	186.8
	Alessio Stagnitta	205	222	180	157	222	207	219	246	1658	207.2
		407	426	343	340	414	411	406	405	3152	197
 Turkey											
21	Cemal Batu Pinar	211	174	180	194	234	163	205	186	1547	193.4
	Adile Sevgi Michajlow	241	193	156	201	188	212	160	230	1581	197.6
		452	367	336	395	422	375	365	416	3128	195.5
 Wales											
22	Mel Oates	190	166	180	212	217	193	235	214	1607	200.9
	Steven Taylor	160	184	175	227	178	201	212	154	1401	186.4